

Smooth Doors



Richersons Flush



Richersons 2 panel
3/4 lite



Richersons 4 Panel
Blank Top



Richersons 6 Panel



Richersons 4 Panel
3/4 lite




Richersons
Craftsman 6 Panel



SMOOTH



Plastpro Smooth 1
Panel Shaker




Plastpro Smooth 2
Panel Shaker



Plastpro Smooth 3
Panel Craftsman



Plastpro Smooth 5
Panel Shaker



FDC Smooth Skin



FDC Smooth Skin
Chevron




5991

SMOOTH



Mastergrain Edge 1
Panel Shaker



Mastergrain Edge 2
Panel



Mastergrain Edge 2
Panel Shaker



Mastergrain Edge 3
Panel



Mastergrain Edge
Craftsman Panel




Mastergrain Edge
Engraved 900



SMOOTH




Mastergrain Edge
Engraved 901



Mastergrain Edge
Engraved 902



Mastergrain Edge
Engraved 903



Mastergrain Edge
Flush Panel



Mastergrain Edge
SS Inlay 601



Mastergrain Edge
SS Inlay 602



SMOOTH




Mastergrain Edge
SS Inlay 603




Mastergrain Edge
SS Inlay 604



Mastergrain Edge
SS Inlay 605




Mastergrain Edge
Thick Flush



Plastpro 2 Panel




8 FT DOORS



FDC Smooth Skin



FDC Smooth Skin
Chevron




Mastergrain Edge
Engraved 952




Mastergrain Edge
Engraved 953



8 FT DOORS



Mastergrain Edge
SS Inlay 608



Mastergrain Edge
Flush Panel




Mastergrain Edge
SS Inlay 611



Mastergrain Edge
SS Inlay 612




8 FT DOORS




Mastergrain Edge
SS Inlay 609



Mastergrain Edge
SS Inlay 610




Mastergrain Edge
Engraved 950



Mastergrain Edge
Engraved 951



8 FT DOORS



Mastergrain Edge
Thick Flush



Richersons Flush



Richersons Thick
skin Flush